



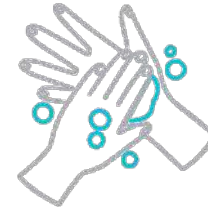
Digital Accelerator

Process for disinfecting smart glasses






What TO DO



DO **wash your hands** regularly before and after each use of your device.



DO **unplug** and **switch off** your device while cleaning.



DO use a soft, lint free, **microfiber cloth** (like the kind that you would use to clean the lens of a camera) or a **70% isopropyl alcohol wipe** to gently wipe the exterior surfaces of your device. Before cleaning, remove any cases, covers or other peripherals from the device – and clean those separately from your device.

Steps for cleaning RealWear smart glasses



Before cleaning, remove any cases, covers or other peripherals from your device and gently wipe the **exterior surfaces** with the wipe.



What NOT TO DO

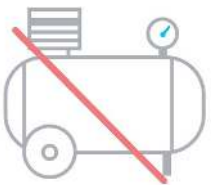


DON'T clean your device using cleaning products with **harsh chemicals** such as chlorine and bleach.



DON'T apply direct **liquid cleaning solutions** to your device, as they could cause damage.

DON'T submerge your device in **any cleaning agents**.



DON'T clean your device with **compressed air**.





Digital Accelerator

Thank you!

contact.fr@amaxperteye.com

